


TiqueWash™

Restore and revitalize your stamped concrete with TiqueWash™, an advanced antiquing colorant used to easily create a natural-looking, multi-toned finish on textured concrete surfaces. TiqueWash is a translucent color wash that, once applied, runs off high spots and settles in the low spots of textured concrete.

- ▶ NATURAL LOOKING ANTIQUING COLORANT
- ▶ EXCELLENT ADHESION OVER MOST STAINS & SEALERS
- ▶ ULTRA FINE POWDER FORMULA PENETRATES EFFICIENTLY
- ▶ FAST-DRYING, EASY TO USE, LOW COST
- ▶ WATER DILUTABLE ZERO VOC COLORANT



Dark Gray TW-101



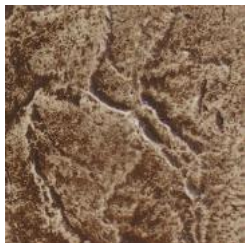
Medium Gray TW-102




Light Gray TW-103



Arctic Chill TW-104



Sahara Night TW-105




Aged Coral TW-106



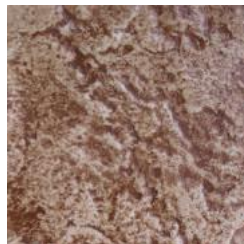
Terra Cotta TW-107



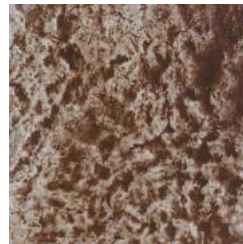
Sea Foam TW-108



Smokey Quartz TW-109



Antique Umber TW-110



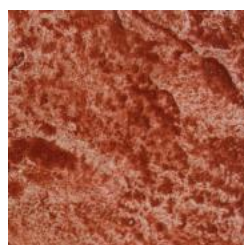
Saddle Dust TW-111



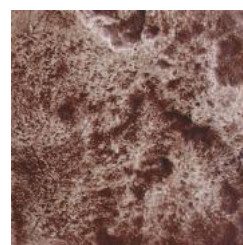
Seasoned Earth TW-112



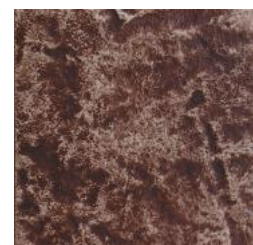
Sycamore TW-113



Jasper TW-114



Island Spray TW-115



Evening Oak TW-116

PRODUCT COVERAGE

One 3 lb bag covers approx. = 2,000 - 3,000 ft / 186 - 279 m²

Or 200 ft per diluted gallon of water / 19 m²

1 Unit yields 8 - 10 gallons

Coverage is based on substrate porosity, dilution ratio, surface temperature and application method. Dilute with approximately 16 parts water.

Color Disclaimer: The colors shown are approximate and, as close as possible, represent sealed areas of relief or texture on stamped concrete where TiqueWash will puddle and dry to achieve its darkest, most concentrated color. NewLook International, Inc.™ cannot control (and is not responsible for) application methods, job site conditions, finishing techniques, curing methods or other job site variables and, therefore, cannot guarantee the final appearance, adhesion or an exact color match. Texturing or finishing techniques, such as brooming or troweling, the use of sealers and slight color-drifts in raw materials will produce variations in color. NewLook International, Inc. strongly recommends representative job site samples (mock-ups) prior to project installation. NewLook TiqueWash is ideal for both interior and exterior, commercial and residential stamped concrete. Make sure to seal TiqueWash to enhance color.

Restore and revitalize your stamped concrete with TiqueWash™, a superior antiquing concrete stain colorant used to easily create a natural-looking, multi-toned finish on textured concrete surfaces. The high-quality water based formula includes ultra-fine polymers for improved surface penetration and very strong adhesion when sealed with NewLook's SmartSeal™ or other compatible sealers.

The TiqueWash powder is mixed with water to create a translucent color wash that, once applied, runs off high spots and settles in the low spots of textured concrete. Use TiqueWash to restore the color of weathered concrete or create an antique color finish for stamped concrete. For more information and training videos visit www.TiqueWash.com.

- *Cement based formula yields a natural-looking finish*
- *Optimal pigment loading for improved adhesion*
- *Ultra fine polymers for efficient penetration*
- *Many popular, natural-looking colors*
- *Water based stain formula is non-reactive & reliable, which offers greater color control*
- *Fast-drying stain imposes minimal business interruption*
- *Easily installed with the NewLook Applicator Brush*

Preparation Recommendations

Read the TiqueWash technical data sheet. Non-porous, dense substrates should be etched using NewLook QuickEtch™ to achieve the recommended concrete surface profile (CSP) levels 1 or 2 according to ICRI standards (www.ICRI.org). Completely remove all dust, dirt, loose debris, product residue, grease, or any foreign substance that could prevent TiqueWash from penetrating and/or bonding. Preparation is the most critical part of the job. Read and follow all technical data instructions.



BEFORE: Old, faded, worn stamped concrete.

TiqueWash™

Instructions

Thoroughly clean the concrete surface before applying TiqueWash. Remove existing sealer and other foreign materials using NewLook EasyStrip™ and NewLook Concrete Degreaser™. Using the included measuring cup, mix into a separate bucket one to three scoops of TiqueWash powder (depending on desired color intensity) with one gallon of clean water. Pre-moisten the surface with water to help ensure color consistency and proper settling of the pigments. Spread the TiqueWash mixture across the surface with a NewLook Applicator Brush™ or clean push broom. Apply a liberal and uniform amount of material. Keep the product mixture agitated throughout the installation process to ensure color consistency and prevent pigment from settling. Seal with SmartSeal™ or other compatible sealers. Simply clean up with water.

Mixing Color

TiqueWash is available in many popular colors that are used to create a wide range of effects. All TiqueWash colors stains are compatible in both the wet and dry stage. For example, add some Dark Gray (TW-101) to another TiqueWash color for a darker hue! Custom color matching and cross-reference color matching to other manufacturer's standard colors are also available. Note: Husbands must receive permission from their wives before selecting a color.

Coverage Rates

One three (3) pound container covers approximately 2000–3000 square feet of stamped concrete. Coverage is based on substrate porosity, moisture content, surface temperature and application method.



AFTER: ORIGINAL Solid Color Stain base (optional) & TiqueWash.



1525 S. Gladiola Street, Suite 8 Salt Lake City, UT 84104
www.GetNewLook.com

Distributed By: Coatings Hub

(833) 3-COAT IT

service@coatingshub.com | coatingshub.com

© 2016 NewLook International, Inc. ALL RIGHTS RESERVED. Revised 1/2016